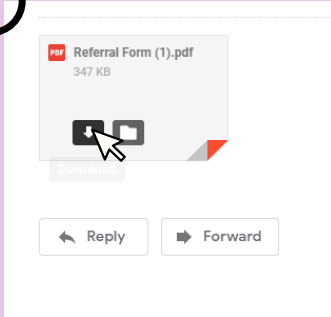


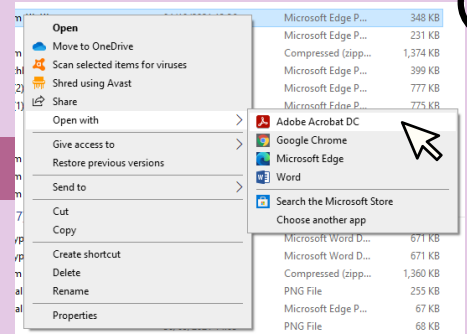
# How to Edit/Sign Our Referral Form

1



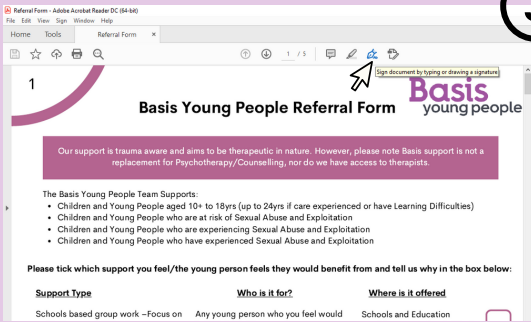
**Download/Save the Document from the email**

2



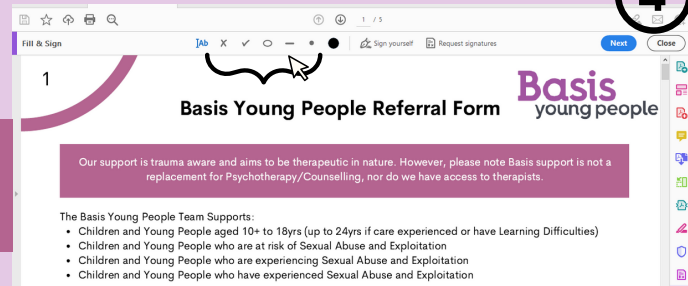
**Open the Document with Adobe**

3



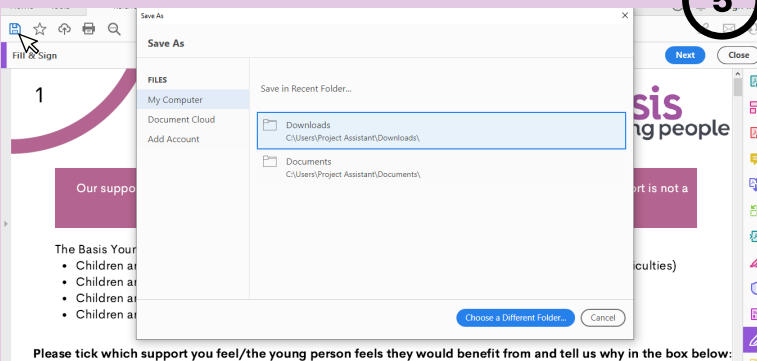
**Select the ink pen icon**

4



**The Text, Tick, and Circle functions can be used to edit the document**

5



**Once the form has been completed, save the document to your files and then email to us.**

If a pop-up about sharing the document appears press the 'x' in the top left corner of the pop-up. You do not need an adobe account to send to us a completed form in an email